

May 15, 2020

Dear Students,

With this technical description, we would like to help our students to successfully take the online exam in “Basic Immunology”. Reading this technical guide is especially recommended for students who are not yet familiar with the medtraining.eu site that has been used during the semester for teaching of “Basic Immunology – Practice”.

To be able to take the online exam it is indispensable for you to register on medtraining.eu website (if not yet registered). For username, please use your Neptun code, and for names, please use your official names as per in your official study documentation. After registration and data check you will receive a confirmation email.

With regard to the pandemic situation, the current study administration guidelines require the student to identify himself or herself online before beginning the exam. The way to do this is to log in Microsoft Teams, and at the instructor's request, **present a photo ID** and maintain a continuous webcam contact. Eligibility to take the exam is determined on the basis of previous registration in the Neptun system for the exam in “Basic Immunology”.

The examiner may also make a video recording during the examination, or may ask the student to present a live image via the webcam (these rules are in accordance with the Dean's current instructions for the online examination).

For the purpose of the identification process, please log in to MS Teams 30 minutes before the start of the exam (the pre-exam identification process will be available from 9:30 to 10:00). For the time of identification, seminar leaders will set up a meeting for their groups in which the process can be carried out. Students who have registered for the exam but do not identify themselves will not be allowed to start completing the exam and an entry “not showed up” will be automatically entered in NEPTUN.

The exams will be held on medtraining.eu from 10.00 to 12.30 on the following dates:

- May 21
- May 28
- June 04
- June 11
- June 25

You can log into the medtraining.eu earlier, but the exam test will only be available from 10.00. You can check the availability of the test by refreshing the page. When completing the exam test, please use a laptop or computer with a webcam (see identification steps above) in accordance with the Dean's instructions for the online exam.

The number of exam questions will be 100, the total of **scores** that can be collected is 100.

The score of the online exam and scores collected during the semester will make up the final mark of the exam.

Time available: 120 minutes from the exact start of the exam test.

It is very important to note that though the exam is available from 10.00 to 12.30 and you are free to manage your time by yourself, but regardless of the degree of readiness and the entered data, the system will automatically close at 12.30 and will only evaluate the answers given so far.

The system records all the users' activities, and therefore any complaint about a technical error will only be accepted if it is supported by the log files in the system, or the candidate can prove the technical obstacle in a credible manner. According to the Dean's instruction on online exams, it is the candidate's responsibility to provide all the technical conditions required for the exam (proper computer, webcam, internet connection, etc.) and to check their proper operation before the exam.

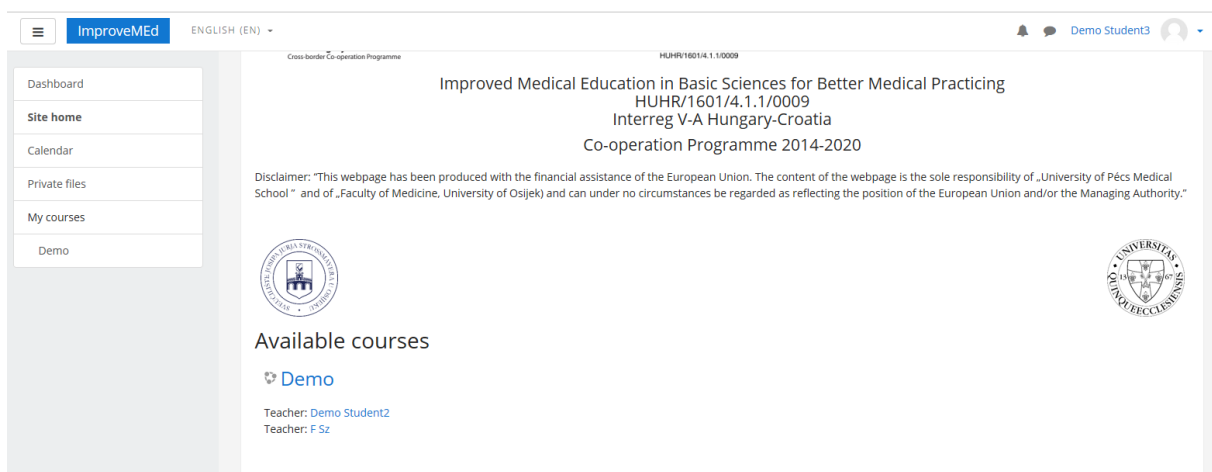
To resolve technical issues during the exam, you can contact the system administrator at the following address:

Dr. Szabolcs Fekete: e-mail [szabolcs.fekete@aok.pte.hu](mailto:szabolcs.fekete@aok.pte.hu) or Tel: +36/30 4211456.

Your seminar teacher will also be available in MS Teams.

To facilitate easy navigation, only the exam questions will be available after logging in [medtrainig.eu](http://medtrainig.eu) site.

After logging in, you will see the following:



ImproveMED ENGLISH (EN)

Co-operation Programme HUHR/1601/4.1.1/0009

Improved Medical Education in Basic Sciences for Better Medical Practicing  
HUHR/1601/4.1.1/0009  
Interreg V-A Hungary-Croatia  
Co-operation Programme 2014-2020

Disclaimer: "This webpage has been produced with the financial assistance of the European Union. The content of the webpage is the sole responsibility of „University of Pécs Medical School” and of „Faculty of Medicine, University of Osijek) and can under no circumstances be regarded as reflecting the position of the European Union and/or the Managing Authority."

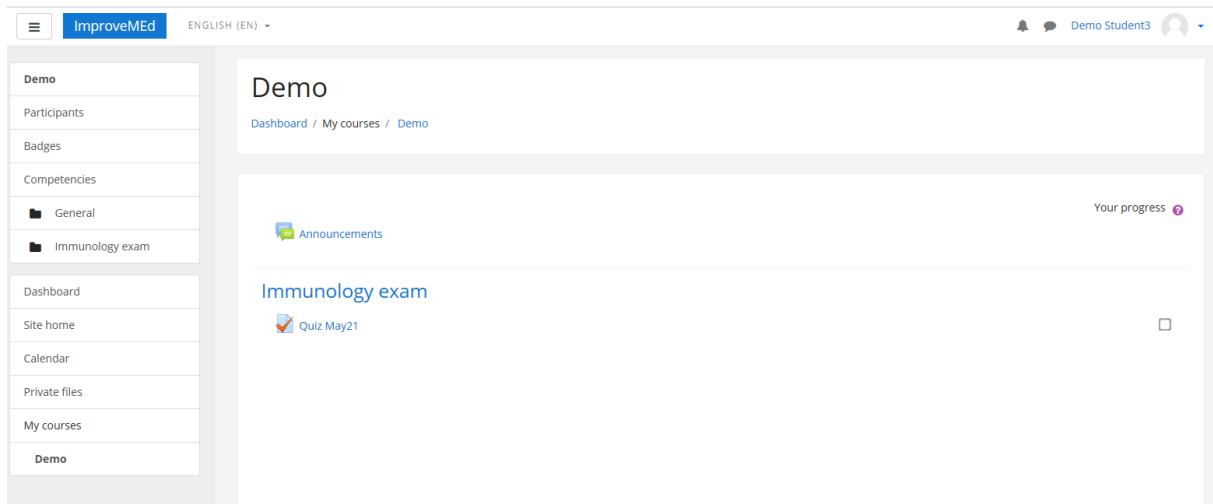
Available courses

[Demo](#)

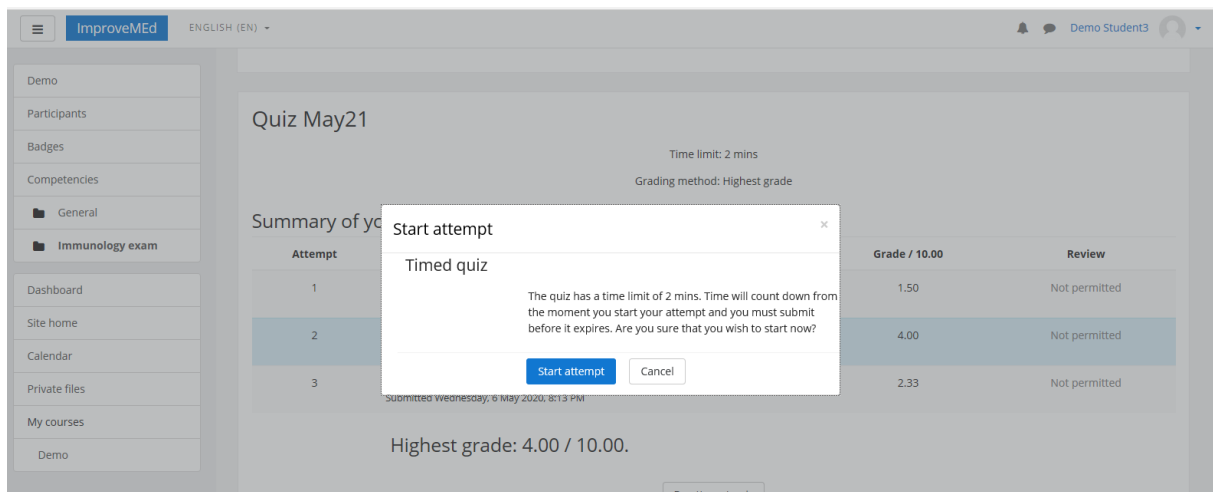
Teacher: Demo Student2  
Teacher: F Sz

Click the Basic Immunology section under the Available Courses section (in this example it is called Demo")

After clicking, you will see this.



After clicking, start the exam by clicking on the first question line (shown here as Quiz May 21). You will then see the following screen: click on the "Start attempt" button.



You can see that the test is time limited (here it is 5 minutes, but during the exam it is 120 minutes), the time counts from the start of the exam but lasts until 12.30 at the latest.

The system randomly selects questions from a question bank of some 1,000 questions (striving for a balance of the thematic and difficulty aspects) and also randomly arranges the order of replies, so it is almost impossible for two students to receive the same question.

The screenshot shows a user interface for a quiz. On the left is a sidebar with navigation links like 'Dashboard', 'Site home', and 'My courses'. The top header displays 'ImproveMED' and 'ENGLISH (EN)'. The main content area is titled 'Demo' and shows 'Question 1' with a status of 'Not yet answered' and a value of '1.00'. The question text is 'szám' followed by 'Select one or more:' and a list of options: a. 3, b. d, c. d, d. g. On the right, a 'QUIZ NAVIGATION' panel shows a grid of question numbers 1-10, with '1' highlighted, and a 'Time left 0:01:48' indicator.

You may encounter several types of questions, such as multiple choice, true-false, pairing, etc.

Please note that for multiple choice types of questions

- you only get point if you mark completely good answers (so don't mark a wrong answer and mark all good answers)

- if you have "all" answers and you find all answers correct, mark that "all" answer and not all the answers individually you think are correct.

In the case of multiple choice type questions, the number of correct answers is indicated in the question.

The screenshot shows a user interface for a quiz. On the left is a sidebar with navigation links like 'Dashboard', 'Site home', and 'My courses'. The top header displays 'ImproveMED' and 'ENGLISH (EN)'. The main content area is titled 'Mintavizsga' and shows 'Question 1' with a status of 'Not yet answered' and a value of '1.00'. The question text is 'Párosítja össze a megfelelő fogalmakat.' followed by three items: 'Suriname fővárosa' with a 'Choose...' dropdown, 'Argentina fővárosa' with a 'Choose...' dropdown, and 'Guyana fővárosa' with a 'Choose...' dropdown. On the right, a 'QUIZ NAVIGATION' panel shows a grid of question numbers 1-4, with '1' highlighted, and a 'Time left 0:04:51' indicator.

You may receive a pairing question, in which case you will need to select it from the drop-down menu.

The screenshot shows the ImproveMED interface. On the left is a sidebar with navigation options like 'Mintavizsga', 'Participants', 'Badges', 'Competencies', 'Grades', 'General', and 'Immunológia vizsga'. The main content area is titled 'Mintavizsga' and shows a breadcrumb trail: 'Dashboard / My courses / Mintavizsga / Immunológia vizsga / Első blokk'. The current question is 'Question 2', which is 'Not yet answered' and 'Marked out of 1.00'. The question text is 'Jelölje be a páros számokat. Jelölje az összes jó választ(2)'. Below the text are four radio button options: 'a. 27', 'b. 4', 'c. 19', and 'd. 46'. The options 'b. 4' and 'c. 19' are selected. At the bottom of the question area is a 'Next page' button. On the right side, there is a 'QUIZ NAVIGATION' panel with four question indicators (1, 2, 3, 4), where indicator 2 is highlighted. Below the indicators are the links 'Finish attempt ...' and 'Time left 0:03:42'.

You can mark the possible answers by selecting the check box, until you send your answer, you can modify it.

**IMPORTANT:** if you have marked answers or without marking any answers but have proceeded to the next question, you will not be able to change them later, even if you are still within the time available, so there is **NO POSSIBILITY TO RETROACTIVE CHANGE** (or even going back to the previous question).

You can send your answer(s) by clicking on the "Next page" checkbox.

The screenshot shows the ImproveMED interface. On the left is a sidebar with navigation options like 'Mintavizsga', 'Participants', 'Badges', 'Competencies', 'Grades', 'General', and 'Immunology exam'. The main content area is titled 'Mintavizsga' and shows a breadcrumb trail: 'Dashboard / My courses / Mintavizsga / Immunology exam / Quiz May21'. The current question is 'Question 2', which is 'Not yet answered' and 'Marked out of 1.00'. The question text is 'Az 1-100 tartományban 27 prímszám van.'. Below the text are two radio button options: 'True' and 'False'. At the bottom of the question area is a 'Next page' button. On the right side, there is a 'QUIZ NAVIGATION' panel with four question indicators (1, 2, 3, 4), where indicator 2 is highlighted. Below the indicators are the links 'Finish attempt ...' and 'Time left 0:03:37'.

On the right side of the screen, in the "Quiz Navigation" window, you can see which question you are on and how much time you have left.

It is very important that the display of questions is not automatic, the user has to ask the next question manually by clicking on the "Next Page" tab.

Students are free to manage the 120-minute examination time, so there is no time limit for answering individual questions, but there is NO POSSIBILITY TO RETURN to the previous question irrespectively they have already been solved or left blank.

The screenshot shows the 'Mintavizsga' (Exam) page for 'Immunology exam / Quiz May21'. The main content area displays 'Question 4' with the instruction 'Jelölje be a páros számokat. Jelölje az összes jó választ(2)'. Below this, there are four multiple-choice options: a. 19, b. 46, c. 4, and d. 27. Options b, c, and d are selected. The interface includes a left sidebar with navigation options like 'Participants', 'Badges', and 'Grades'. A 'QUIZ NAVIGATION' panel on the right shows progress indicators for questions 1, 2, 3, and 4, with question 4 being the current one. A 'Finish attempt...' button is visible at the bottom right.

When you reach the end of the questions, you can see on the next page how many answers you have given and saved and how many questions you have left unanswered. If you click the "Back to try" tab, you can only go back to the very last question.

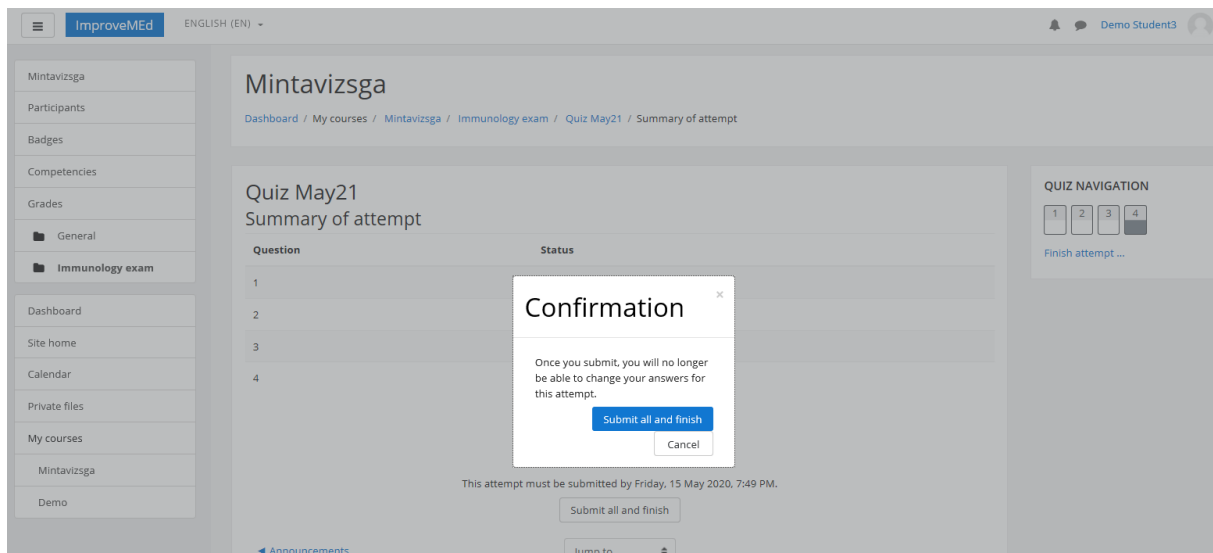
The screenshot shows the 'Summary of attempt' page for 'Quiz May21'. It features a table with the following data:

Question	Status
1	Not yet answered
2	Not yet answered
3	Not yet answered
4	Answer saved

Below the table, there are buttons for 'Return to attempt', 'Submit all and finish', and a 'Time left 0:02:11' indicator. A note states: 'This attempt must be submitted by Friday, 15 May 2020, 7:49 PM.' The 'QUIZ NAVIGATION' panel on the right shows question 4 as the current question.

When you have reached the end of the questions, you will see the following page:

If you would like to submit your answers, click on the "Submit All and Finish" box.



Click “All submit and finish” to confirm your answers. You will immediately see your exam results, but not the correct answers.

Primarily for users who are unfamiliar with the system, we provide the opportunity to take a demonstration exam, the results of which, of course, do not count towards the semester exam mark.

The date of the demonstration exam:

**Monday, 18 May 2020 from 10:00 to 10:30**

You can apply for this test exam by email with the following information:

- Name
- Neptun code

Send your request with the subject "Demo exam" to the following email address by 8.30 am on the day of the demo exam:

Szabolcs.fekete@aok.pte.hu

Sincerely,

Dr. Berki Timea  
professor  
Head of Dept.

Dr. Boldizsár Ferenc  
associate professor  
Head of Study affairs

Dr. Fekete Szabolcs  
medtraining.eu admin